

LG Accolade™



Using Threaded
Messaging



Using Info Search



Taking a Picture Using
Noise Reduction

Quick Start Guide www.lgusa.com/accolade



LG

Life's Good

Getting to Know Your Phone



1. Headset Jack
2. Volume Up/Down
3. Voice Command/
Voice Memo Key
4. Micro USB/Charging Port
5. Speaker
6. Camera Key
7. Camera Lens

8. Left Soft Key (Message)
9. Speakerphone Key
10. Send Key
11. Voicemail Key
12. Shift Key
13. Microphone
14. Space/Vibrate Mode Key
15. Power/End Key

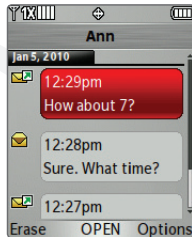
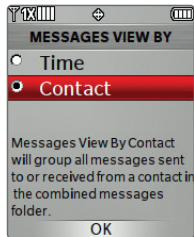
16. Menu/OK Key
17. Clear & Back Key
18. Right Soft Key (Contacts)
19. Directional Key*
 - ^ Mobile Web
 - ✓ Calendar
 - > My Shortcuts
 - < My Verizon

*Customizable

Using Threaded Messaging

Enable threaded messaging to view your text messages with a contact in conversation format.

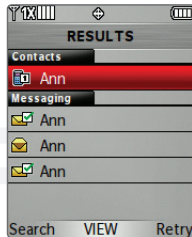
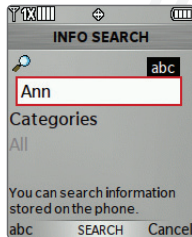
1. From standby mode and with the flip open, press the **Left Soft Key** for **Message**.
2. Press the **Left Soft Key** for **Settings**.
3. Press **OK** for **Messages View (1)**.
4. Highlight **Contact** and then press **OK**.
5. Press **CLR** to return to the previous screen.
6. Press the **2 Key** for **Messages (2)**.
7. Press **OK** to open a highlighted message thread.



Using Info Search




Quickly and easily find contacts, call histories, and other information stored on your phone with the Info Search feature.

1. From standby mode and with the flip open, press **OK** and then select **Settings & Tools (9)**.
2. Select **Tools (3)**; then choose **Info Search (7)**.
3. Enter a contact name and press **OK** for **Search**.



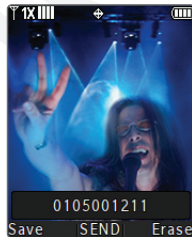
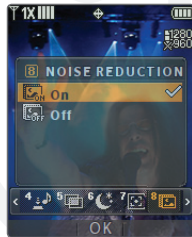
Taking a Picture Using Noise Reduction

Take advantage of a number of helpful filters to capture quality pictures with your phone's integrated 1.3 megapixel camera.

1. From standby mode and with the flip open, press the side .
2. Press the **Right Soft Key** for **Options**.
3. Press the **8 Key** for **Noise Reduction (8)** and select **On**.
4. Press  to take a photo.
5. Press the **Left Soft Key** to save the picture, or press  to send it.



Camera Key



Optional Accessories



Bluetooth Headset
(HBM-210)



Bluetooth Headset
(HBM-570 - Silver)



Bluetooth Headset
(HBM-570 - Dark Blue, Pink & Purple)



Extended Battery
(1,500 mAh)



Vehicle Power Charger



Bluetooth Solar Speakerphone
(HFB-500)

Accessories for convenience and fashion are available at www.VerizonWireless.com.

All materials in this guide including, without limitation, the design, the text, and any marks are the property of LG Electronics, Inc. Copyright © 2010 LG Electronics, Inc. ALL RIGHTS RESERVED. LG is a registered trademark of LG Electronics, Inc. Features and specifications are subject to change without prior notice. The use of non-LG or non-Verizon Wireless accessories will void the warranty and may result in damage to the phone, the phone exploding, or other dangerous conditions. Accolade is a trademark of Verizon Wireless. The Bluetooth® word mark and logos are registered trademarks owned by Bluetooth SIG, Inc. and any use of such marks by LG Electronics MobileComm, U.S.A., Inc. is under license. Other trademarks and trade names are those of their respective owners. Unless otherwise specified herein, all accessories referenced herein are sold separately.



Mixed Sources

Product group from well-managed forests, controlled sources and recycled wood or fiber
www.fsc.org Cert no. XXX-XXX-XXX
© 1996 Forest Stewardship Council

